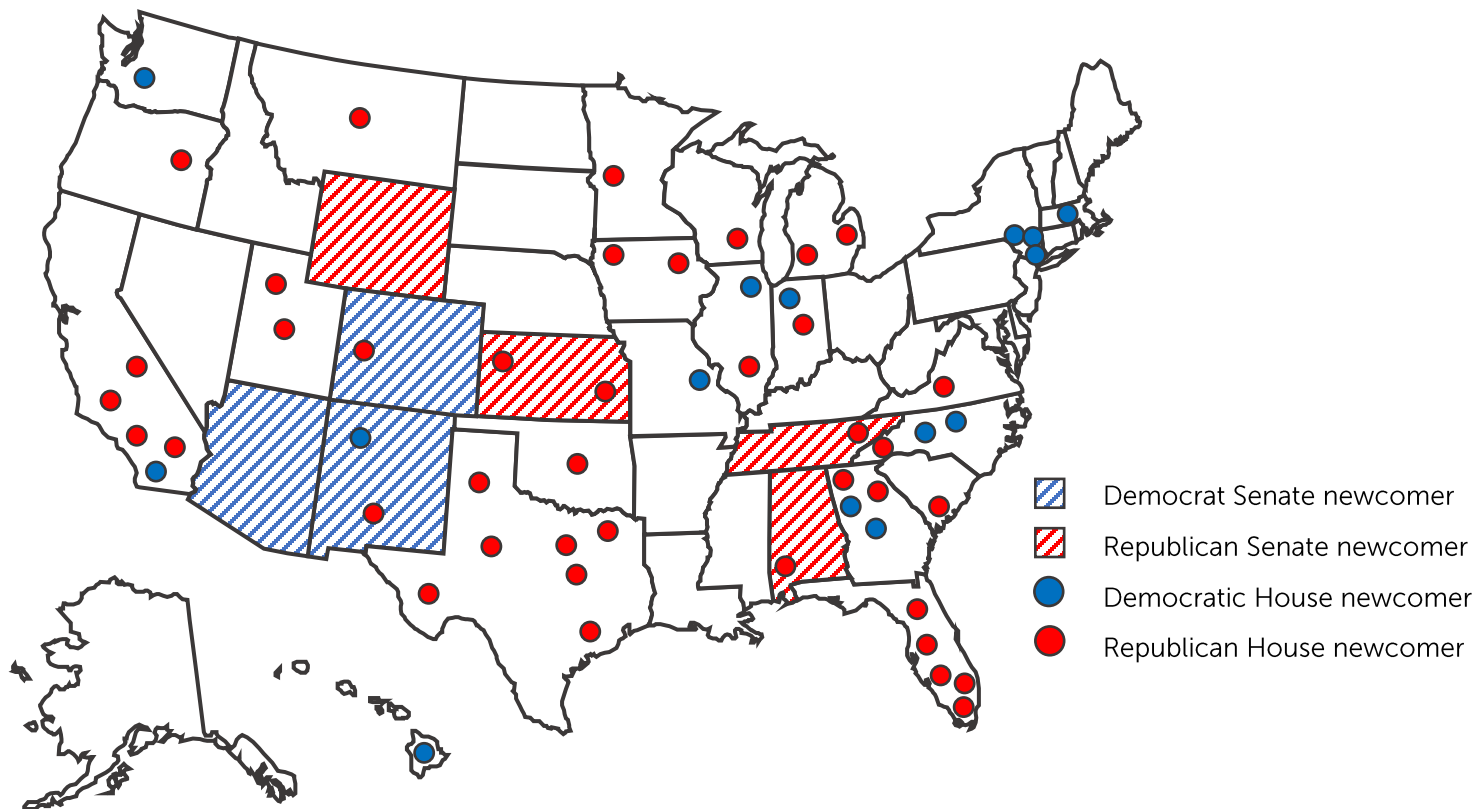


Meet the Freshmen of the 117th Congress

50 Republicans • 67 New Members of Congress • 17 Democrats

Geographic Distribution.



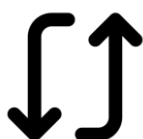
Snapshot.



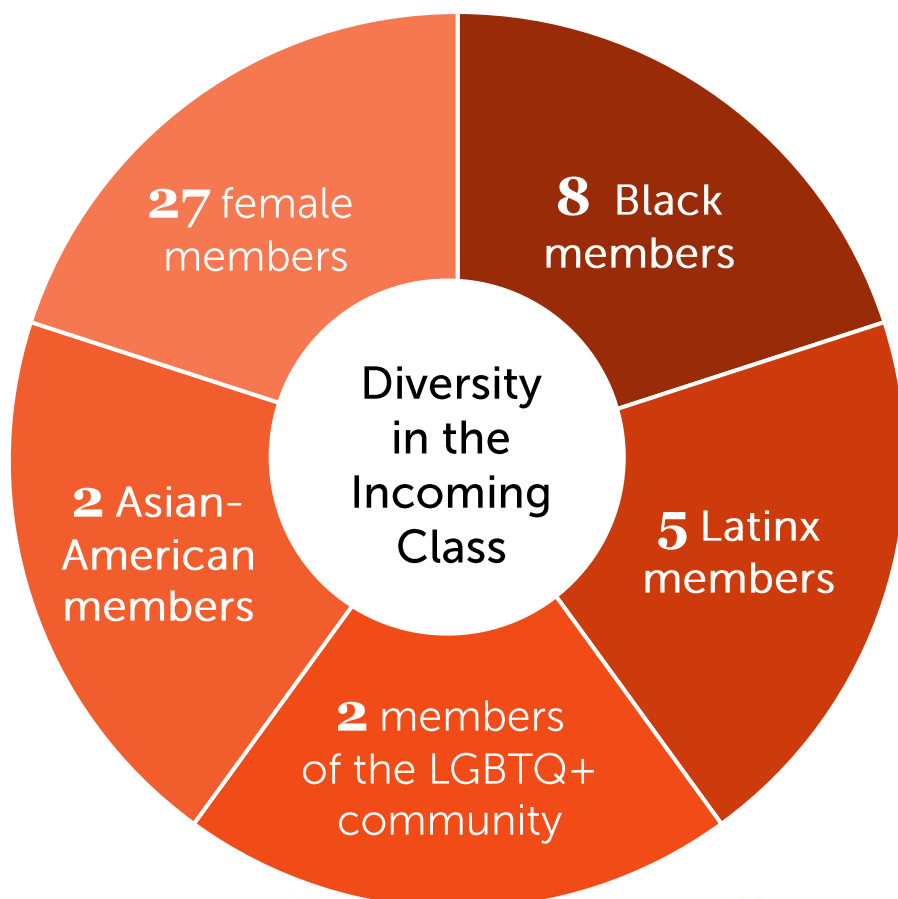
22 members from non-political backgrounds



14 veterans of the U.S. Armed Forces



20 seats that flipped political party





Rep. Jerry Carl
R-AL-01
67.2% of the vote



Rep. Barry Moore
R-AL-02
55.0% of the vote



Rep. Jay Obernolte
R-CA-08
55.8% of the vote




Rep. David Valadao
R-CA-21
50.4% of the vote




Rep. Young Kim
R-CA-39
53.8% of the vote




Rep. Michelle Steel
R-CA-48
51.1% of the vote



Rep. Darrell Issa
R-CA-50
53.8% of the vote



Rep. Sara Jacobs
D-CA-53
59.5% of the vote



Rep. Lauren Boebert
R-CO-03
51.4% of the vote



Rep. Kat Cammack
R-FL-03
57.2% of the vote



Rep. Scott Franklin
R-FL-15
55.4% of the vote



Rep. Byron Donalds
R-FL-19
61.2% of the vote



Rep. Carlos Gimenez
R-FL-26
51.7% of the vote



Rep. Maria Salazar
R-FL-27
51.3% of the vote




Rep. Nikema Williams
D-GA-07
85.1% of the vote



Rep. Carolyn Boreaux
D-GA-07
51.4% of the vote



Rep. Andrew Clyde
R-GA-09
79.3% of the vote



Rep. Marjorie Greene
R-GA-14
74.7% of the vote



Rep. Kai Kahele
D-HI-02
63.0% of the vote



Rep. Ashley Hinson
R-IA-01
51.3% of the vote



Rep. Randy Feenstra
R-IA-04
62.1% of the vote



Rep. Marie Newman
D-IL-03
53.2% of the vote



Rep. Mary Miller
R-IL-15
72.0% of the vote



Rep. Frank Mrvan
D-IN-01
56.2% of the vote



Rep. Victoria Spartz
R-IN-05
50.3% of the vote



Rep. Tracey Mann
R-KS-01
71.6% of the vote



Rep. Jacob LaTurner
R-KS-02
58.8% of the vote



Rep. Luke Letlow
R-LA-05
62.1% of the vote



Rep. Jake Auchincloss
D-MA-04
60.9% of the vote



Rep. Peter Meijer
R-MI-03
53.0% of the vote



Rep. Lisa McClain
R-MI-10
66.3% of the vote



Rep. Michelle Fischbach
R-MN-07
53.2% of the vote



Rep. Cori Bush
D-MO-01
78.9% of the vote



Rep. Matt Rosendale
R-MT-AL
55.5% of the vote



Rep. Deborah Ross
D-NC-02
63.0% of the vote



Rep. Kathy Manning
D-NC-06
62.3% of the vote



Rep. Madison Cawthorn
R-NC-11
54.7% of the vote



Rep. Yvette Herrell
R-NM-02
53.9% of the vote



Rep. Teresa Fernandez
D-NM-03
55.8% of the vote



Rep. Andrew Garbarino
R-NY-02
52.9% of the vote



Rep. Nicole Malliotakis
R-NY-11
53.1% of the vote



Rep. Ritchie Torres
D-NY-15
88.2% of the vote



Rep. Jamaal Bowman
D-NY-16
83.0% of the vote



Rep. Mondaire Jones
D-NY-17
59.3% of the vote



Rep. Stephanie Bice
R-OK-05
52.1% of the vote



Rep. Cliff Bentz
R-OR-02
59.7% of the vote



Rep. Nancy Mace
R-SC-01
51.3% of the vote



Rep. Diana Harshbarger
R-TN-01
74.8% of the vote



Rep. Pat Fallon
R-TX-04
75.0% of the vote



Rep. August Pfluger
R-TX-11
79.3% of the vote



Rep. Ronny Jackson
R-TX-13
80.5% of the vote



Rep. Pete Sessions
R-TX-17
55.9% of the vote



Rep. Troy Nehls
R-TX-22
51.5% of the vote



Rep. Tony Gonzales
R-TX-23
50.1% of the vote



Rep. Beth Van Duyne
R-TX-24
48.8% of the vote



Rep. Blake Moore
R-UT-01
68.2% of the vote



Rep. Burgess Owens
R-UT-04
47.7% of the vote



Rep. Bob Good
R-VA-05
53.6% of the vote



Rep. Marilyn Strickland
D-WA-10
50.2% of the vote



Rep. Scott Fitzgerald
R-WI-05
60.1% of the vote



Sen. Tommy Tuberville
R-AL
60.3% of the vote



Sen. Mark Kelly
D-AZ
52.6% of the vote



Sen. John Hickenlooper
D-CO
53.7% of the vote



Sen. Roger Marshall
R-KS
53.9% of the vote



Sen. Ben Ray Lujan
D-NM
51.4% of the vote



Sen. Bill Hagerty
R-TN
62.1% of the vote



Sen. Cynthia Lummis
R-WY
73.1% of the vote

The Members.